

PRODUCT CATALOG

WetEdge[®]
TECHNOLOGIES



OUR STORY	3
FACILITIES	4
PRODUCT LINE	
PRIMERA STONE	8
SERENITY STONE	12
PRISM MATRIX	14
SIGNATURE MATRIX	17
LUNA QUARTZ	21
ALTIMA	25
WATER COLOR HUE GUIDE	26
THANK YOU	30





HOW DID WE GET HERE?

Years ago our founder, Laurence Turley, started his career in the mining industry. His worldwide experience in mining led him to source exclusive materials from remote regions of the globe. In the early 80's he focused his energy on the pool industry and later formed Wet Edge Technologies.

Wet Edge Technologies has grown into an industry leader through constant innovation in manufacturing, sourcing and application of our products. We have introduced many new concepts and materials into the pool industry. These new additions enhance both the beauty and durability of our pool finishes.

THE WET EDGE DIFFERENCE

The stones used in our products have been shaped by water over millennia. Their roundness comes from the rushing water of rivers, the ebb and flow of tides, the endless motion of ocean waves, the slow march of glacial movement and countless cycles of ice melting. We go to great lengths and expense to discover, recover and import these exotic stones from all over the globe.

The roundness of our stones give you the smoothest pool finishes possible. Additionally, we control all aspects of sourcing, sizing and bagging our pebbles to ensure consistency and quality. Our proprietary admixtures used in all Wet Edge products fortify strength and bonding quality of each pool finish, giving you the longest lasting pool finish available.

All Wet Edge installers are selected for their expertise and commitment to Wet Edge quality standards. They are a key element to the beauty of your pool finish. Each installer undergoes an extensive certification and education program to become adept in the proper application of your pool finish.



wetedgetechnologies.com



WESTERN PRODUCTION
ARIZONA



DREDGE WASH PLANT
MISSISSIPPI



WASH PLANT
NEW ZEALAND



DRYING & SCREENING PLANT
MISSISSIPPI



WASH PLANT
MISSISSIPPI



BLACK PEBBLE BEACH
CHILE



EASTERN PRODUCTION
MISSISSIPPI



BLACK PEBBLE BEACH
CHILE



ALTIMA PACIFIC

“WE LOVE IT AND KNOW WE MADE THE RIGHT CHOICE.”

Wet Edge Technologies was instrumental in our education and decision of which interior finish to go with in our pool. We watched every video available and spent countless hours looking through the pictures multiple times. My wife and I would joke with each other and say “Hi, this is Scott from WetEdge Technologies..” We were so excited to finally see our Prism Matrix Blue Lagoon once installed. We love it and know we made the right choice.

JAMIE B.
HOMEOWNER




PRIMERA STONE AZURE TREASURE

Primera
Stone[®]


Primera Stone is the most luxurious and smooth pool finish. This is due to the hand polishing of the entire surface with diamond grit polishing pads. The smooth surface enhances the natural color of the stones and glass accents incorporated in the product. If you prefer the smoothest finish possible, then this is your choice.



PRIMERA STONE TAHOE COAST




Tourmaline Architectural Series




Basalt Architectural Series




Hematite Architectural Series




Lazurite Architectural Series




Ivory Mist



Blue Pacific Coast




Riviera Coast




Tahoe Coast




Sky Blue Treasure




Grigio Treasure




Azure Treasure




Sapphire Treasure




Starfall



Jade



Blue Ocean



Hanna Beach Treasure



PRIMERA STONE SAPPHIRE TREASURE




SERENITY STONE SERENE MIST


Serenity Stone®

A bold new innovation, Serenity Stone is a larger stone pebble than any other finish on the market. This gives you a uniquely beautiful look and ultra-smooth feel unlike any other. We use glass beads to give an extra special look and radiant sparkle to this finish. If you want the most unique pebble finish available, choose Serenity Stone.

Check with your contractor to see if Serenity Stone is offered in your area.



SERENITY STONE MYSTICAL BREEZE



Midnight Meditation



Serene Mist




Tranquil Sea



Radiant Sky



Mystical Breeze














Blue Zen



PRISM MATRIX BLUE LAGOON

Prism **Matrix**[®]

Prism Matrix is a blend of our small and medium pebbles with glass beads. The round stones and glass beads provide a very smooth and durable surface. The glass beads add sparkle and unique color combinations not available with natural stone only. Prism Matrix is the perfect finish for a smooth pebble feel with the brilliant look of glass.





SIGNATURE MATRIX SAGE

Signature **Matrix**

Signature Matrix uses the same small and medium pebble size blend as Prism Matrix without the glass beads. A variety of stone combinations allow wide variety of color choices. The combination of smaller and larger pebble allow for tighter compaction, showing less cement and more pebble at the surface. This finish is very smooth with an excellent feel due to the roundness of the stone and tight compaction.




SIGNATURE MATRIX BLUE




Gulf White




Gold




Coastal Blue




Caribbean




Tahoe



Plum



Aqua




Cadet Blue




Summer Sky




Brilliant Blue




Crystal Blue




Black



Black Magic



Grey



Sage



Bali Blue

Signature
Matrix


wetedgetechnologies.com




Blue




Picasso Blue



Tropical



Midnight



Laguna Blue



SIGNATURE MATRIX CARIBBEAN

LUNA QUARTZ MONTEGO



Luna **Quartz**[®]

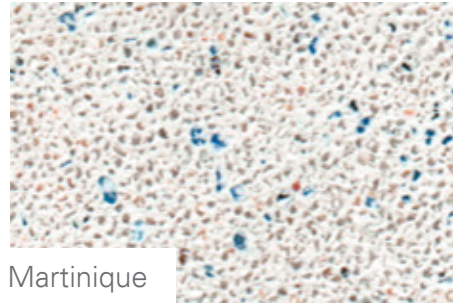
Even as an entry-level pool finish, Luna Quartz has the same admixtures as all Wet Edge pool finishes. The quartz sand has been selected for its natural, round qualities. These factors provide higher strength, more consistency, and smoother troweling material than any other quartz finish. It is important to note this type of finish may show trowel marks and color shading.



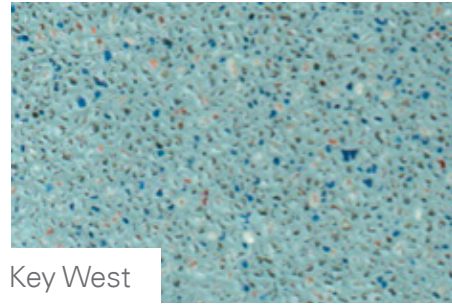
LUNA QUARTZ PACIFIC




Polar White



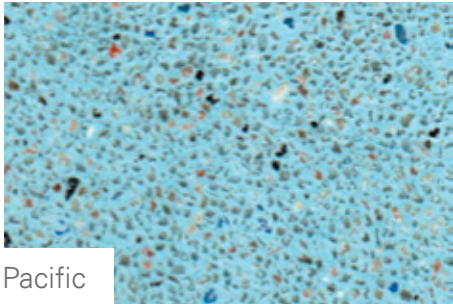
Martinique



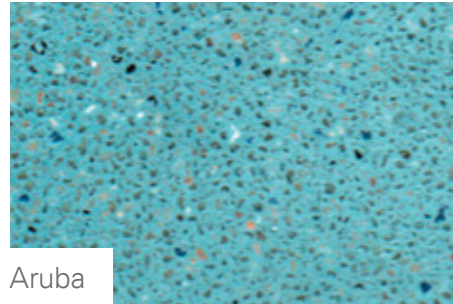
Key West




Bermuda



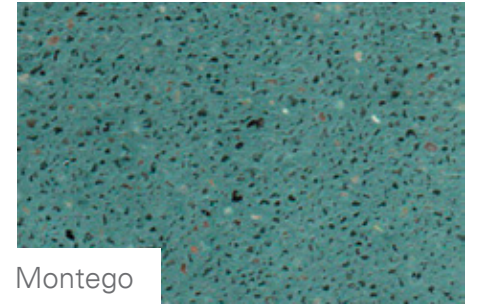
Pacific




Aruba



Madagascar



Montego



St. Maarten



LUNA QUARTZ KEY WEST



ALTIMA BLUE

Altima®


Altima is a fortified blend of marble and quartz that provides a durable plaster finish. It is preferred over traditional plaster for its longevity and strength.




White



French Grey



Blue



Pacific

SIGNATURE MATRIX TAHOE



We are going on our 8th summer with our Primera Stone finish. The kids and all of their friends thoroughly enjoy our pool. One of the best decision we made during the construction of our pool was picking the Primera Stone finish. I love the look of the pebbles and it is so smooth. The kids can play volleyball all day without their feet getting sore.

MR. & MRS. OLSEN
HOMEOWNER

WATER COLOR HUE GUIDE

The pool finishes on this page are arranged from lightest to darkest to give an indication of the appearance of your pool's water color. The hue illustrations to the right show a possible range of hues and intensity levels that the pool finish will cast. To learn more about what influences water color please download our free water color guide at at: www.wetedgetechnologies.com/watercolor.

A WORD ON WATER COLOR

Due to lighting conditions your pool's water color will change with the seasons and the hour of the day. It is a constantly changing art form, meant to be enjoyed for its own uniqueness.

The following variables will affect your pool's appearance. Keep these variables in mind when considering the color in your own pool:

SUNLIGHT: Sunlight affects color throughout the day. Factors such as position, cloud cover, direct sunlight or reflected sunlight will change the color of your pool.

SURROUNDINGS: Any surface around a pool, such as foliage, pool tile, water features or structures can affect the pool's color.


SIZE & DEPTH: If your pool is shallow, colors may appear lighter than if your pool is deep. A diving pool will be more intense in color than a play pool. The shallow end may be lighter than the deep end in the same pool.

BLACK BOTTOM HUES: Due to the color intensity, black bottom finishes are greatly impacted by the variables that influence hues. The water color cast can be either blue or teal.

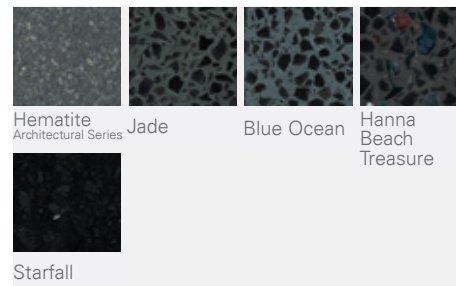
HOW DO YOU CHOOSE?

Consult with your builder to determine which factors present in your yard will affect your pool color. Please also visit our website for additional resources.

Primera Stone



BLUE HUES



BLACK BOTTOM HUES

Serenity Stone




Radiant Sky Tranquil Sea Blue Zen

BLUE HUES



Mystical Breeze Serene Mist

AQUAMARINE HUES



Midnight Meditation

BLACK BOTTOM HUES

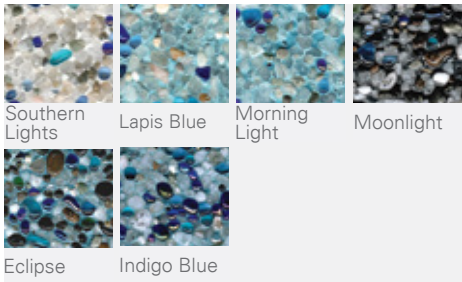


PRIMERA STONE GRIGIO TREASURE


PRO TIP

Pool water chemistry and cleanliness may affect the color of your pool. Pool water that's normally blue could appear green. Well water with a high content of metals can cast a green hue. Organic material such as leaves and pine needles in the pool will change the water hue as well.


Prism Matrix



BLUE HUES



AQUAMARINE HUES




BLACK BOTTOM HUES

PRO TIP

Red, gold, green and brown hardscape surrounding your pool could make the water color appear more teal or green. A large amount of green foliage close to your pool can also cause a pool finish to appear more teal.


Luna Quartz



BLUE HUES



AQUAMARINE HUES




BLACK BOTTOM HUES




LUNA QUARTZ PACIFIC


Signature Matrix




BLUE HUES



AQUAMARINE HUES



BLACK BOTTOM HUES



AQUA GREEN HUES


Altima



BLUE HUES

PRO TIP

Since depth affects water appearance, you may want to choose a darker finish in a shallow pool to achieve a darker water color appearance. Keep in mind that it may not be possible to get a deep or dark water color in a shallow pool.



ALTIMA FRENCH GREY


“WE ALSO
CONSIDERED THE
WARRANTY AND
DURABILITY OF THIS
TYPE OF SURFACE.”

When we were trying to select a pool finish we wanted to create a unique, natural look for our backyard. We selected the Signature Matrix Black to provide a look of a freshwater lagoon in a natural setting. We also considered the warranty and durability of this type of surface. After installation one of benefits of the natural look is that if a few leaves or flowers drop in the pool they look like they are supposed to be there rather than something that needs to be picked out of the pool immediately. Pretty nice when the pool is surrounded by vegetation.

RODNEY AND CATHY M.
HOMEOWNER



LUNA QUARTZ KEY WEST



PRISM MATRIX TWILIGHT



PRISM MATRIX INDIGO BLUE



SIGNATURE MATRIX CARIBBEAN



PRIMERA STONE
TAHOE COAST

THANK YOU FOR CHOOSING WET EDGE POOL FINISHES FOR YOUR PROJECT.

We believe in product education and provide you in-depth videos that discuss each of our pool finishes to help you with your final decision. We highly recommend that you visit our website for more detailed information about the products in our catalog. Please visit www.wetedge.com or call us directly at 877.984.4687.

WetEdge
TECHNOLOGIES

wetedgetechnologies.com





MULTI MEDIA DISCLAIMER

We strive to provide the most accurate representations possible but please be aware that cameras, paper and computer monitors will all vary in color accuracy. Our website and brochure are designed as tools in realizing your ideal pool.

LEGAL DISCLAIMER

Water color will vary depending on a variety of factors. Water color is considered to be subjective and your watercolor will be unique to your pool and its surroundings. Product samples may vary from printed representations of that sample. Finish color and consistency may differ due to variations in natural materials, plastering techniques and pool water chemistry. Consult your contractor as you consider your pool finish.

© 2020 Wet Edge Technologies.

WetEdge[®]
TECHNOLOGIES

CALL TOLL FREE 877-984-4687
wetedgetechnologies.com



JANUARY 2020